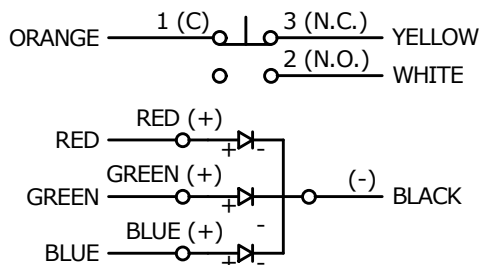
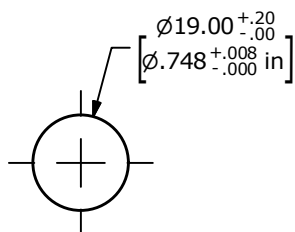


SWITCH	WIRE	LENGTH
SW1-1	WIRE, 24AWG AWM UL1015, ORANGE	300.0 [11.8 in]
SW1-2	WIRE, 24AWG AWM UL1015, WHITE	300.0 [11.8 in]
SW1-3	WIRE, 24AWG AWM UL1015, YELLOW	300.0 [11.8 in]
SW1-RED (+)	WIRE, 24AWG AWM UL1015, RED	300.0 [11.8 in]
SW1-GREEN (+)	WIRE, 24AWG AWM UL1015, GREEN	300.0 [11.8 in]
SW1-BLUE (+)	WIRE, 24AWG AWM UL1015, BLUE	300.0 [11.8 in]
SW1- (-)	WIRE, 24AWG AWM UL1015, BLACK	300.0 [11.8 in]



SCHEMATIC

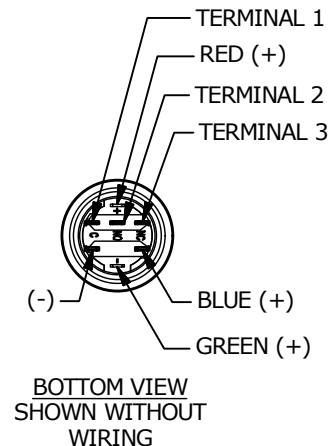
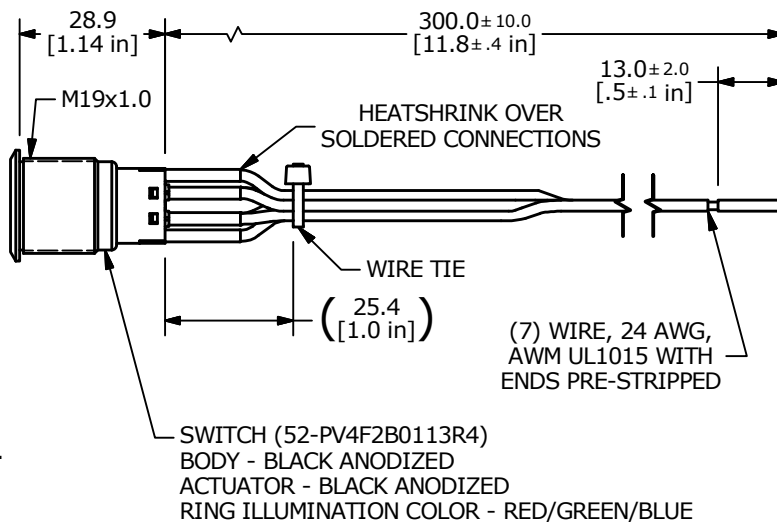
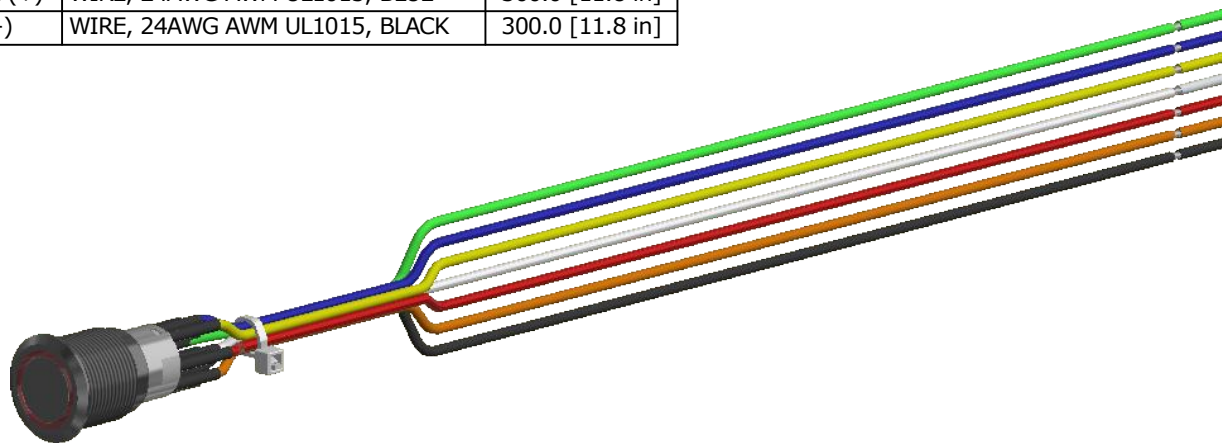
ON - (ON) - DPDT ILLUMINATED
() DENOTES MOMENTARY FUNCTION



RECOMMENDED PANEL CUTOUT
MAX. PANEL THICKNESS 11.0 [.43 in]

NOTES:

1. DIMENSIONS IN MM [INCH]
2. ALL MATERIAL SHALL BE ROHS COMPLIANT
3. TERMINAL NUMBERS FOR REF. ONLY
4. CONTACT MATERIAL: SILVER
5. RATING: 2A 24VDC
- ▲ 6. LAMP VOLTAGE: 12V
7. INGRESS PROTECTION: IP67
8. TRAVEL: 2.8mm
9. OPERATING TEMP.: -25°C to 55°C
10. INSULATION RESISTANCE: 1,000 MΩ MIN.
11. CONTACT RESISTANCE: 50mΩ MAX. @ 1A 12VDC
12. DIELECTRIC STRENGTH: 2,000 VAC MIN. FOR 1 MINUTE
13. ELECTRIC LIFE: 50,000 MAKE-AND-BREAK CYCLES AT FULL LOAD.
14. ▲ DENOTES CRITICAL PARAMETER.
- ▲ 15. SUPPLIED HARDWARE: O-RING AND HEXNUT
16. USE PART NUMBERS DESIGNATED OR ENGINEERING APPROVED EQUIVALENTS.



BOTTOM VIEW
SHOWN WITHOUT WIRING



E	23993	UPDATED NOTES	8/13/19	MJR
D	23886	UPDATED SW1-1 YELLOW TO ORANGE	5/10/19	MJR
REV	PCR NO	DESCRIPTION	DATE	BY

TITLE PV4FWB011-3R4				
SCALE	DATE	DR	DWG	REV
2:3	1/14/2019	MJR	52-PV4FWB0113R4	E